


Can You Winterize Your XT Trim?

The short answer is no. Wood is hygroscopic, meaning it tends to absorb and shed moisture from the air depending on the humidity. Below zero temperatures won't have much effect when the bundles are properly stored both in the yard and on the job site. **However, you can properly store your trim regardless of weather conditions to optimize its performance!**

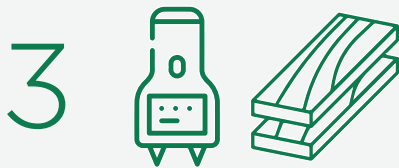
AT THE JOB SITE



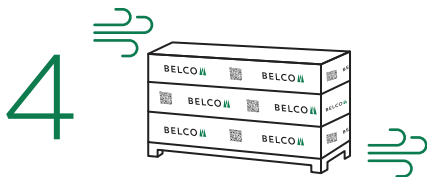
Store in the garage or on a flat surface, away from standing water.



To help minimize movement after installation, cut the banding after delivery and allow Belco XT® Trim to acclimatize to ambient conditions prior to installation.



Before installation, check the moisture content of the wood. Installing wet product (above 18% MC) may result in excessive shrinkage, moisture encasement from finish painting, and product degradation. Belco Forest Products ("Belco") IS NOT responsible for damage caused by improper storage, maintenance, or installation of XT Products



The structure to which XT Trim is applied should be well vented and dry. DO NOT install XT Trim over soaked sheathing, structures that have excessive moisture conditions or out of plane walls/buckled sheathing.



Stack neatly and re-cover any unused product to prevent exposure to elements.



Minor surface mildew on wood is not a threat to product integrity. If present, clean the surface with a 1-part bleach to 3 parts water solution.